

OLYMPUS


Your Vision, Our Future

UROLOGY

Long Resectoscope

OES Pro

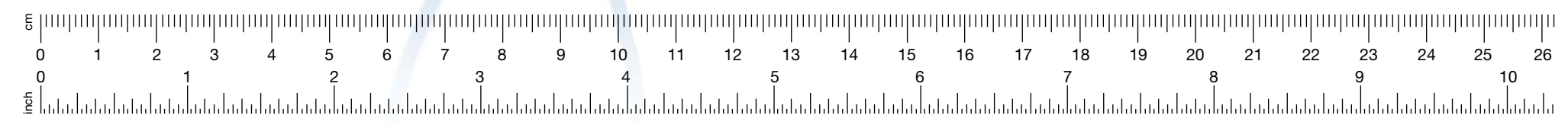
THE EXTRA LENGTH TO MEET ALL YOUR NEEDS



7 cm more
2.7 inches more

OLYMPUS LONG OES PRO RESECTOSCOPE – THE SHORT SOLUTION TO A LONG PROBLEM

The long resectoscope was developed for the resection of bladder tumors as well as for interventions in patients with long urethras and semi-flexible penile implants.



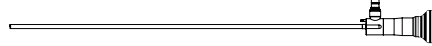
- ✓ The modular design of the long resectoscope allows for 24 Fr. single flow, or 27 Fr. continuous flow use.
- ✓ Two different, specially adapted outer sheaths allow for tumor resection in the bladder and for resection in the prostate.
- ✓ The long resectoscope with its continuous flow system provides improved visualization under low pressure conditions.

THE LONG RESECTOSCOPE – THE RIGHT FIT

OES PRO LONG RESECTOSCOPE

Long Telescopes

WA20021A Telescope, 4 mm, long, 12° direction of view, autoclavable



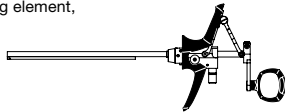
WA20023A Telescope, 4 mm, long, 70° direction of view, autoclavable



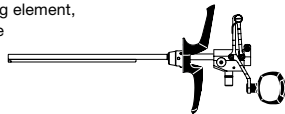
To be used in connection with bridge A22093A

Working Elements

WA22066A Working element, active



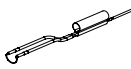
WA22067A Working element, passive



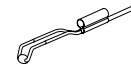
A0393 HF cable, monopolar, 3.5 m, for UES-30/-40, Erbe ICC Int., Valleylab (new)
 A0391 for UES-10/-20 and Valleylab (old)
 A0392 for Martin and Berchtold

HF-Resection Electrodes

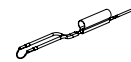
WA22037A HF-resection electrode, loop, 12°, reusable, 1 pc.
 WA22037C sterile, single use, 12 pcs.



WA22038A HF-resection electrode, roller, 12°, reusable, 1 pc.
 WA22038C sterile, single use, 12 pcs.



WA22039A HF-resection electrode, angled loop, 12°, reusable, 1 pc.
 WA22039C sterile, single use, 12 pcs.




24 Fr. Standard/Inner Sheaths

WA22017A Inner sheath, 24 Fr., incl. standard obturator



WA22017T Inner sheath, 24 Fr., incl. obturator with deflecting tip



Irrigation port, for resection sheaths,
 A22051A 1 stopcock, rotatable
 A22052A 1 Luer-lock connector, rotatable
 A22053A 2 stopcocks, rotatable
 A22054A 1 vertical stopcock, fixed
 A22055A 1 vertical Luer-lock connector, fixed


A22051A A22053A A22052A
 A22054A A22055A

WA22016A Obturator, optical, for telescope WA20021A

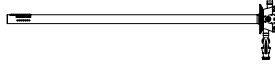


27 Fr. Outer Sheaths

WA22018A Outer sheath, 27 Fr., for the resection of bladder tumors, working length: 262 mm

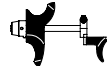


WA22019A Outer sheath, 27 Fr., for the resection of prostatic tissue, working length: 262 mm



Bridge

A22093A Bridge



For inspection of the bladder with telescope WA20023A

OES Pro Light-Guide Cable

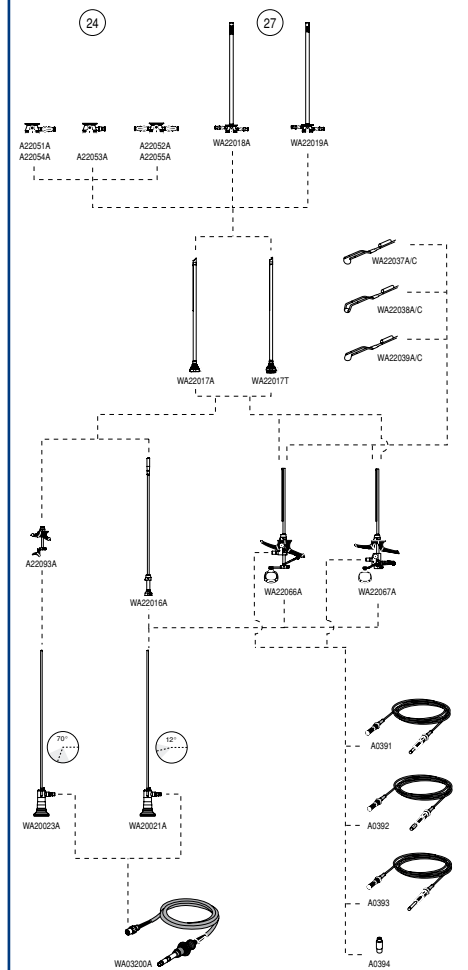
WA03200A Light-guide cable, size S, plug type, 3 m



A0460 Light-guide adapter, for OES 4000 light-guide cable
 O0332 for Wolf light-guide cable



System Chart



OLYMPUS

Manufactured by
OLYMPUS WINTER & IBE GMBH

Distributed by
OLYMPUS MEDICAL SYSTEMS CORPORATION
OLYMPUS MEDICAL SYSTEMS EUROPA GMBH
OLYMPUS SURGICAL & INDUSTRIAL AMERICA INC.
OLYMPUS AMERICA INC.
KEYMED (MEDICAL & INDUSTRIAL EQUIPMENT) LTD.
OLYMPUS SINGAPORE PTE LTD.
OLYMPUS MOSCOW LIMITED LIABILITY COMPANY
OLYMPUS AUSTRALIA PTY. LTD.
OLYMPUS LATIN AMERICA INC.
OLYMPUS KOREA CO., LTD.
OLYMPUS (BEIJING) SALES & SERVICE, CO., LTD.

Kuehnstraße 61, 22045 Hamburg, Germany

2951 Ishikawa-cho, Hachioji-shi, Tokyo 192-8507, Japan
 Wendenstraße 14-18, 20097 Hamburg, Germany
 One Corporate Drive, Orangeburg, New York 10962, U.S.A.
 Two Corporate Center Drive, Melville, N.Y. 11747-3157, U.S.A.
 KeyMed House, Stock Road, Southend-on-Sea, Essex SS2 5QH, United Kingdom
 491B, River Valley Road #12-01/04, Valley Point Office Tower, Singapore 248373, Singapore
 117071, Moscow, Malaya Kaluzhskaya 19, bld. 1, fl.2, Russia
 31 Gilby Road, Mount Waverley, Victoria 3149, Australia
 6100 Blue Lagoon Drive, Suite 390 Miami, FL 33126-2087, U.S.A.
 8F, Hyundai Marines Bldg., 646-1, Yeoksam-Dong, Kangnam-Gu, Seoul 135-080, Korea
 13F - 14F, East Tower, Gongyuan No. 6 Royal Palace, No. 6 Gongyuan Xijie, Jianguomennei, Dongcheng District, Beijing 100005, China