

# Elekta Compact™

Forward thinking

A human care company, Elekta pioneers significant innovations and clinical solutions for treating cancer and brain disorders. Elekta provides intelligent and resource-efficient technologies that improve, prolong and save patient lives. We go beyond collaboration seeking long-term relationships built on trust with a shared vision, offering confidence to healthcare providers and their patients.



*The flexible, yet affordable  
compact linear accelerator solution*

[www.elekta.com](http://www.elekta.com)

*Human Care Makes the Future Possible*

**Corporate Head Office:**

Elekta AB (publ)  
Box 7593, SE-103 93 Stockholm, Sweden  
Tel +46 8 587 254 00  
Fax +46 8 587 255 00  
info@elekta.com

**Regional Sales, Marketing and Service:**

**North America**

Tel +1 770 300 9725  
Fax +1 770 448 6338  
info.america@elekta.com

**Europe, Middle East, Africa,  
Eastern Europe, Latin America**

Tel +46 8 587 254 00  
Fax +46 8 587 255 00  
info.europe@elekta.com

**Asia Pacific**

Tel +852 2891 2208  
Fax +852 2575 7133  
info.asia@elekta.com



Art. nr. 4513 371 0738 12:10 © 2010 Elekta AB (publ). All mentioned trademarks and registered trademarks are the property of the Elekta Group. All rights reserved. No part of this document may be reproduced in any form without written permission from the copyright holder.



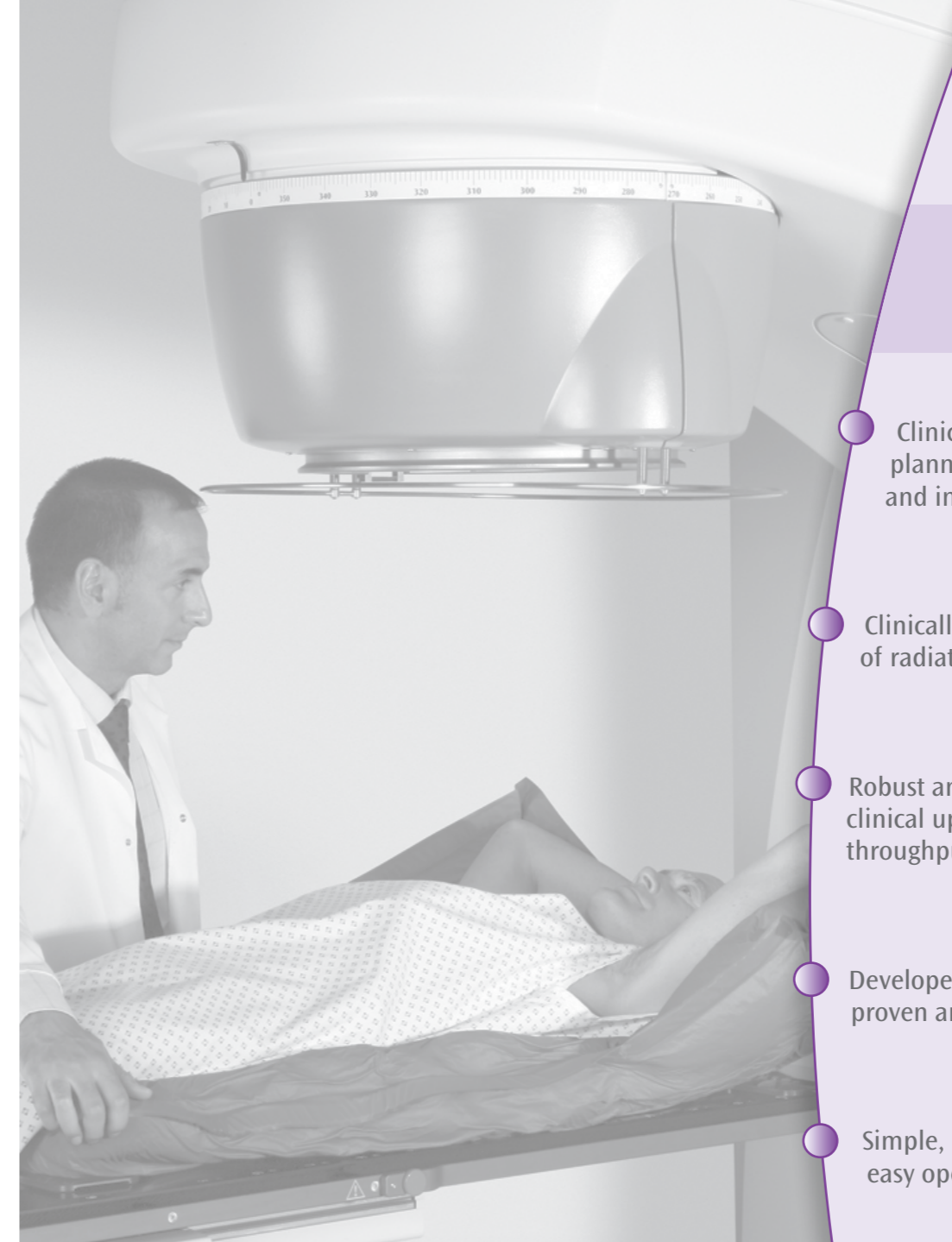
# Elekta Compact™

Making High Quality Radiotherapy Accessible to Everyone

For decades, Elekta has been providing a full range of state-of-the-art linac solutions to oncology centers around the world. Leading the way in the development of precision radiation products, service, support and training, Elekta's solutions help more and more centers to gain the confidence to move towards advanced radiation treatment techniques.

With its small footprint and cost effective design, Elekta Compact™ is the gateway to modern RT for oncology centers that need to start small, but are thinking big for the future – and an ideal replacement for cobalt technology.

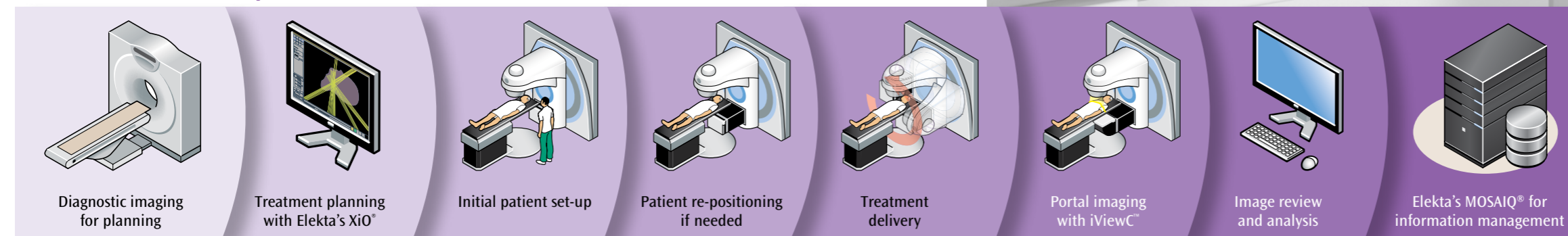
Elekta Compact is a dependable, high throughput system for busy treatment centers. It is simple to operate, robust and reliable, allowing more patients to be treated quickly and effectively. Its modular design enables new functions and features to be added easily, making it a sound stand-alone investment for today and a solid foundation to build on for the future. By working alongside more advanced linear accelerators, it takes the workload of more conventional cases allowing the others to focus on more advanced treatment techniques.



## Why Elekta Compact™?

- Clinically-developed solution with planning, imaging, delivery and information management
- Clinically effective over a wide range of radiation treatment techniques
- Robust and reliable for maximum clinical uptime and high patient throughput
- Developed using well established, proven and modern technology
- Simple, user-friendly interface for easy operation
- Fully upgradeable to support advanced treatment protocols
- Ideal as an alternative or replacement to Cobalt systems

## Workflow with Elekta Compact



Elekta Compact is not available for sale or distribution in USA, Canada or Japan.

## The Core Technology

Elekta Compact™ has been designed specifically to ensure accurate dose placement with minimal radiation to surrounding tissues. Each individual component within the linac supports this to ensure that patients receive the best treatment.

### Confidence for Accurate Treatment Delivery

Elekta Compact provides single energy 6MV radiation and is capable of delivering a range of treatments from simple to complex, including IMRT. The independent diaphragm x-ray head provides a full 360° rotation, large 40 x 40 cm field size and x-ray beam blocking capability. When this is dedicated for a specific patient, it can provide the required security and flexibility to block parts of the beam to shield critical structures.

### Designed for Patient Comfort

The elegant design of Elekta Compact, with exceptionally wide clearance, low isocenter and near-silent operation, provides a reassuring environment for patients. It enables unrestricted access to allow easier patient set-up and sufficient equipment clearance to facilitate a wide range of gantry positions. This provides the flexibility and spatial requirements that are essential to support the use of advanced non-coplanar beam techniques for effective intensity modulated radiation treatments (IMRT).

### Streamlined workflows

The Elekta Compact user interface enables easy entry for patient prescription and treatment delivery. With its seamless data transfer to MOSAIQ®, the verify and record capability will capture the delivered parameters once completed. The easy patient set-up, simple operation and effective dose delivery ensure smooth and efficient workflows.

### Rapid and Accurate Patient Set-Up

Elekta Compact is available with Elekta's Precise Table as standard. The award winning, ergonomic design of Precise Table allows fast and accurate patient positioning – ideal for

modern treatment techniques where a high degree of precision is required in patient set-up. The low minimum height of Precise Table provides easier access for patients and the quiet, smooth movement of the table ensures optimal patient comfort.

With relative zero capability, precise and uncomplicated table shifts from planning reference points are easy to do. Especially with simple control panels on either side of the table for easy access, optimal view of the patient and full control of table movements during set-up. A handheld controller is available for simultaneous gantry and table movements.

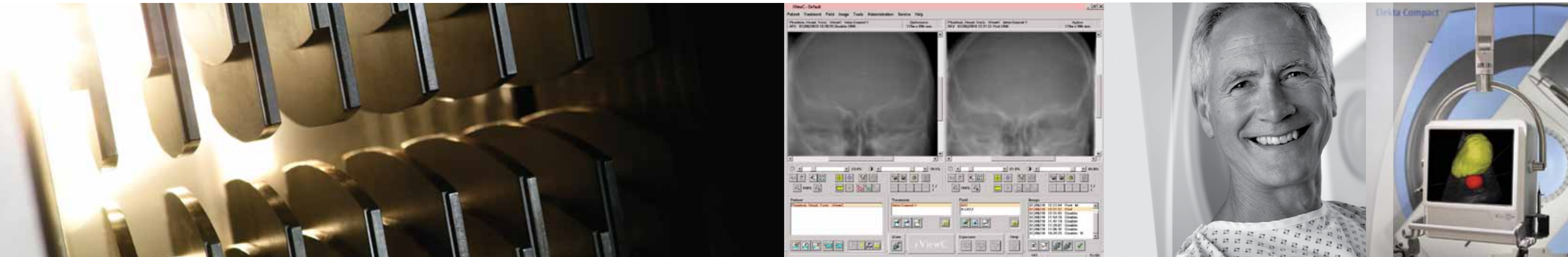


## New MLCi2 Accurate Delivery for Advanced Radiation Therapy

Conformal treatment delivery is essential to minimize dose outside of the target volume. With the advanced multileaf collimator, MLCi2, the radiation beam can be shaped to the target volume, quickly and accurately to enhance patient care.

## New Imaging Precision and Speed in Patient Set-up and Repositioning

Precise positioning of the patient is vitally important to ensure accurate dose delivery and minimal radiation of surrounding tissues. With a choice of imaging solutions, this can be done quickly and cost-effectively, ensuring more accurate treatment and valuable workflow efficiencies.



### Improved Dose Conformance

MLCi2 is the optional beam shaping solution that provides more accurate delivery to the target with minimal damage to surrounding structures. With its easy integration, MLCi2 maintains Elekta Compact's unrivalled patient clearance which gives greater flexibility in setup and delivery of different techniques.

### Protecting Critical Structures

The active leakage reduction mechanism in the MLCi2, uses the diaphragms to automatically track the trailing leaf, thus minimizing interleaf transmission. This feature plays a valuable role in reducing integral dose to the patient and therefore minimizing the side effects of their treatment.

### Faster Patient Throughput

The integrated MLCi2 provides highly efficient workflows. With a continuous 40x40 field size there is no need for split fields when large field sizes are required. The efficiency of the MLCi2 is enhanced through its fast leaf speed and accuracy in leaf positioning for all treatment delivery techniques.

### Accurate Patient Position Verification

iViewC™ is the optional 2D MV imaging solution designed specifically for Elekta Compact. It is easy to use and cost effective – but not at the expense of quality. Based on the world-renowned iView™ GT image evaluation software, iViewC harnesses high quality, real-time images for accurate patient position verification at an affordable price.

### Excellent Digital Imaging

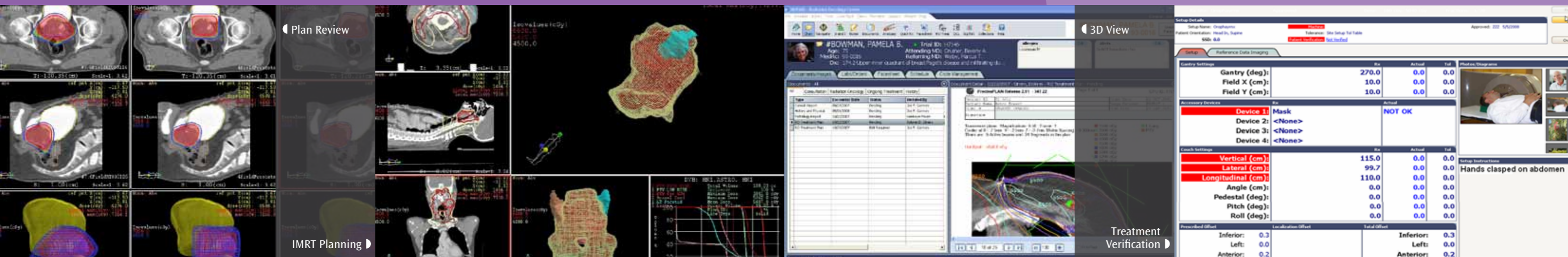
Using 16 bit CCD imaging technology combined with digital evaluation tools, iViewC provides accurate patient re-positioning for confident reduction of margins and optimal treatment delivery. The large field of view (26cm x 26cm) ensures meaningful images first time with the imaging dose being calculated as part of the treatment dose.

### Non-invasive Soft Tissue Imaging

3D imaging gives you an additional option for image guided radiotherapy. Clarity™ is a rapid solution for precise, non-invasive image guidance providing a robust and innovative solution to target localization. Clarity brings no-dose 3D imaging, inspiring confidence in organ motion management.

# Software options to suit your clinic

Elekta Compact is available as a complete solution for clinics with a range of software options to support treatment planning and oncology information management. These software options are available in entry-level formats, which are easily upgradeable to the full capabilities of the more advanced parent packages.



## XiO®

Treatment Planning Solution for Personalized Patient Care

XiO allows clinicians to choose from a broad suite of planning tools and a range of robust dose calculation algorithms to optimize radiation treatment delivery for individual patients.

## Patient Contouring

Enhanced visualization capabilities for automated delineation and modification of targets and critical planning structures

## Plan Review

Compare multiple candidate plans to quantify and evaluate dose coverage trade-offs and ensure the best course of treatment for each patient

## Automated Image Fusion

Advanced image registration and fusion tools leverage all available diagnostic imaging modalities for rapid and reliable automated fusion

## Virtual Simulation

Advanced visualization tools and fully integrated CT simulation increase staff efficiency, planning accuracy and patient convenience

## Conformal Treatment Planning

Customizable templates that support efficient plan generation for 2D and 3D conformal and IMRT treatment planning capabilities.

## DICOM RT Connectivity

Provides timely and efficient access to image sets and patient data with easy treatment plan export to all major delivery devices.

## MOSAIQ®

Oncology Information Management Supports Every Stage of the Workflow

MOSAIQ is Elekta's dedicated electronic OIS. It streamlines the entire therapy workflow, from initial diagnosis and staging, through planning, treatment and subsequent follow-up, to maximize efficiency and minimize patient queues.

## Patient Administration

Manages the complete radiation therapy patient workflow from first patient consultation to treatment and follow up. Every step in the patient's journey is recorded, verified, documented, scheduled, reported and analyzed.

## Evaluation and Diagnosis

Includes imports of pathology reports, imaging studies and lab reports, in addition to documentation of diagnosis and staging information.

## Workflow Management

The scheduling system centralizes department scheduling by allowing users to enter and view scheduled activities by patient, staff, location or department.

## Independent Treatment Verification

Provides confidence in system set-up, with the ability to report automatically on set-up gantry, collimator, table, console and MLC on appropriately equipped treatment units.

## Reporting and Analysis

A suite of clinical and administrative reports allow better management of your cancer center.

## Expanding clinical practice

Elekta offers a wide portfolio of accessories and support to allow radiation treatment centers to expand their clinical practice.



### Beam Shaping

Elekta provides excellent beam-shaping capabilities across the range of delivery techniques to support low integral dose to the patient.

### Image Guided Radiotherapy

Elekta offers a choice of IGRT options allowing the freedom to use the best imaging modality for each patient and clinic.

### Active Breathing Coordinator™

The Elekta Active Breathing Coordinator addresses the localization challenges associated with breathing motion and provides a stable and reproducible target position. It has particular application for precision treatment in the thorax and upper abdomen.

### Patient Positioning and Immobilization

Elekta has a comprehensive range of patient positioning and immobilization solutions that emphasize patient comfort, accuracy, reproducibility and optimal treatment set up for head and body.

### Improving financial performance

Elekta offers flexible financing options and helps to increase the efficiency of planning and administration, to boost revenues and to lower cost per patient.

### Smoothing patient flow

Elekta services are fine-tuned to reduce unplanned stops, to eliminate clinical interruptions, to deliver consistent treatment quality and to enable more treatments per day.

### Improving clinical effectiveness

Elekta helps clinics to make the most of the latest technology, clinical developments, modular upgrades, enhancements and accessories.

### Ensuring staff competence

Elekta offers full clinical training, in collaboration with leading international hospitals, in addition to local training and education programmes (with centers throughout the world, including Asia) and comprehensive on-site application training to ensure complete confidence in clinical practice.

### Elekta IntelliMax™

IntelliMax offers unparalleled connectivity and serviceability. It facilitates unprecedented remote support capabilities to ensure optimized equipment availability and fine-tuned clinical performance.